




12




13



14




15




A ten-frame grid with 5 columns and 4 rows. The first three rows are completely filled with colored circles. The fourth row has one yellow circle in the first column, and the rest of the row is empty.

16




A ten-frame grid with 5 columns and 4 rows. The first three rows are completely filled with colored circles. The fourth row has two circles: a blue circle in the first column and a green circle in the second column, with the rest of the row empty.

17




A ten-frame grid with 5 columns and 4 rows. The first three rows are completely filled with colored circles. The fourth row has three circles: a teal circle in the first column, a pink circle in the second column, and an orange circle in the third column, with the rest of the row empty.



18


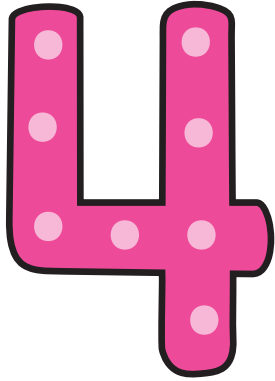




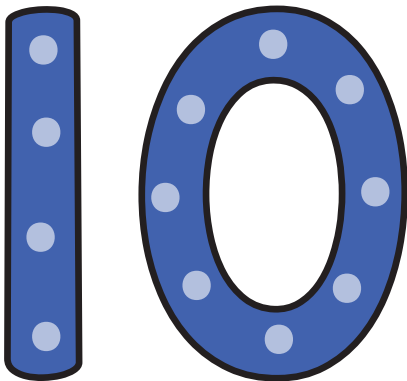



A ten-frame grid with 5 columns and 4 rows. The first three rows are completely filled with colored circles. The fourth row has four circles: an orange circle in the first column, a pink circle in the second column, a teal circle in the third column, and a yellow circle in the fourth column, with the rest of the row empty.

19









12

12

13

13

14

14

15

15

16

16

17

17

18

18

19

19

20

20

0

0

1

1

2

2

3

3

4

4

5

5

6

6

7

7

8

8

9

9

10

10

11

11

12

12

13

13

14

14

15

15

16

16

17

17

18

18

19

19

20

20

Dotty Number Puzzles



Instructions: print on cardstock paper cut out and laminate. Cut along the center line on each number card. Children find the two matching halves to form the complete number.