











# Dinosaur Number Match Book



[www.childcareland.com](http://www.childcareland.com)



[www.childcareland.com](http://www.childcareland.com)







## The End

Instructions: Print book patterns and number squares. Cut book patterns lengthwise so there are two dinosaurs per page. Assemble between two sheets of construction paper... glue cover page on front of construction paper cover. Cut number squares out and glue on the square on the matching dinosaur page.

These can also be printed on cardstock and laminated and played the same way with children matching the numbers.

1

2

3

4

5

6

7

8

9

10

11

12

13

14

15

16

17

18

19

20

The Dinosaur Alphabet Match Book  
can be found at [childcareland.com](http://childcareland.com)  
on the upcoming release: Early Childhood  
Themes: Dinosaurs.