

1

6

3

15

13

11

8

5

0

12

9

10


4


7

14

2







6

3

15

13

11

8

1

5

0

12

9


10

4

7

14

2



25

20

27

19

23

16

21

24

26

30


28

17

29

22

18



25

20

27

19

23

16

21

24

26

30


28

17

29

22

18



25

20

27

19

23

16

21

24

17

26

30

28

29

22

18



25

20

27

19

23

21

24

16

17

26

30

28

29

22

18



25

20

27

19

23

16

21

24

26

30


28

17


29

22

18







25

20

27

19

23

16

21

24

26

30

28

17

29

22

18



25

20

27

19

23

16

21

24

17

26


30


28

29

22

18





25

20

27

19

23

16

21

24

17

26


30

28

29

22

18



# Dinosaur Number File Folder Game



(shown with letter examples)

Instructions: Print dinosaur mats and number circles on cardstock paper. Glue dinosaur mats inside a file folder (can also be laminated or covered with clear contact paper to add durability). Cut out number circles and laminate. Children match the number circles to the ones on the file folder. Store pieces in a zip lock bag.