

A

K

L

D

I

B

F

M


E


C

J

H

G





A

K

L

D

I

B

F

M


E


C

J

H

G





A

K

L

D

I

B

F

M


E


C

J

H

G





A

L

D

I

K

B

F

M


E


C

J

H

G





A

K

L

D

I

F

B

E

C

M

H

J

G

A

B

C

D

E

F

G

H

I

J

K

L

M

N

O

P

Q

R

S

T

U

V


W

X

Y

Z

Dinosaur Alphabet File Folder Game



Instructions: Print dinosaur mats and letter circles on cardstock paper. Glue dinosaur mats inside a file folder (can also be laminated or covered with clear contact paper to add durability). Cut out letter circles and laminate. Children match the letter circles to the ones on the file folder. They can do an upper to upper ... lower to upper ... lower to lower match. Store pieces in a zip lock bag.