

A

B

C

D

E

F

G

H

I

J

K

L

M

N

O


P

Q

R

S

T



a

b

c

d

e

f

g

h

i

j

k

l

m

n

o



p







q






r







s






t


















































A

B

C

D

E

F

G

H

I

J

K

L

M

N

O


P

Q

R

S

T



a

b

c

d

e

f

g

h

i

j

k

l

m

n

o




p

q


r

s

t



Dinosaur Letter Match



Instructions: Print on cardstock paper ... cut out and laminate. Children put the dinosaur cards in alphabetical order and then place the matching letter circles on to of each card.