






# Christmas Tree Letter Tracing


Instructions: Print on cardstock paper ... cut out and laminate. Children trace the letters with their fingers and then with a write-on wipe-off marker. These cards are great to use for fine motor skills development as well as letter recognition skills.









































# Christmas Tree Number Tracing

Instructions: Print on cardstock paper ... cut out and laminate. Children trace the numbers with their fingers and then with a write-on wipe-off marker. These cards are great to use for fine motor skills development as well as number recognition skills.