



8



9



10



11

A black and white outline of a crayon. The body is a rectangle with a small tab on the left side. The tip is a rounded triangle on the right. The number 12 is written in the center in a large, bold, sans-serif font.

12

A black and white outline of a crayon, identical in shape to the one above. The number 13 is written in the center in a large, bold, sans-serif font.

13

A black and white outline of a crayon, identical in shape to the ones above. The number 14 is written in the center in a large, bold, sans-serif font.

14

A black and white outline of a crayon, identical in shape to the ones above. The number 15 is written in the center in a large, bold, sans-serif font.

15

A horizontal crayon shape with a pointed tip on the right. It is divided into three sections by two vertical lines: a small section on the left, a large middle section, and a small section on the right.

16

A horizontal crayon shape with a pointed tip on the right. It is divided into three sections by two vertical lines: a small section on the left, a large middle section, and a small section on the right.

17

A horizontal crayon shape with a pointed tip on the right. It is divided into three sections by two vertical lines: a small section on the left, a large middle section, and a small section on the right.

18

A horizontal crayon shape with a pointed tip on the right. It is divided into three sections by two vertical lines: a small section on the left, a large middle section, and a small section on the right.

19



20



21



22



23

A large, simple outline of a crayon pointing to the right. It has a rectangular body with a small notch on the left side and a rounded, pointed tip on the right. The number 24 is written in the center of the body.

24

A large, simple outline of a crayon pointing to the right. It has a rectangular body with a small notch on the left side and a rounded, pointed tip on the right. The number 25 is written in the center of the body.

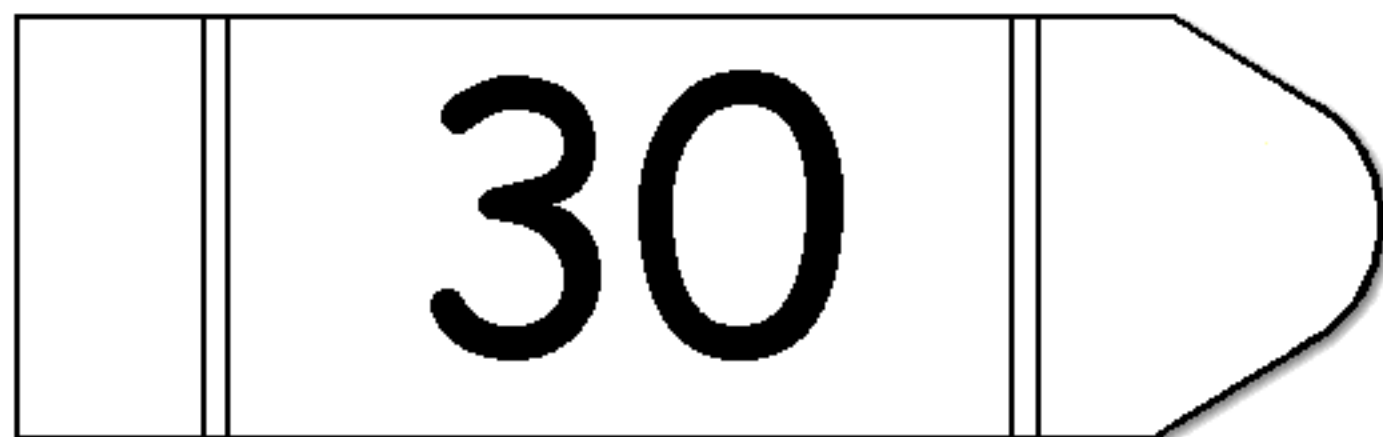
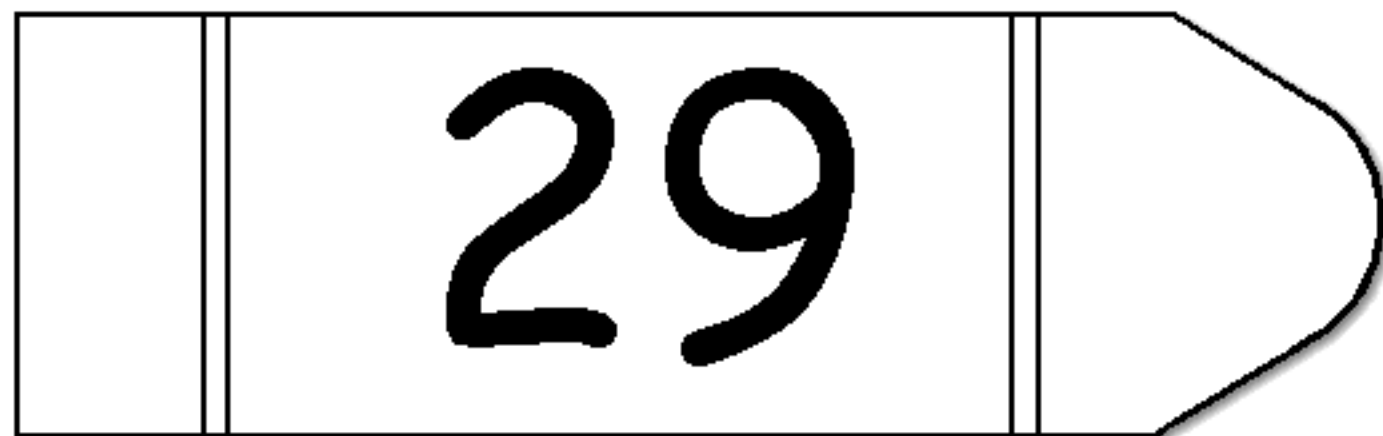
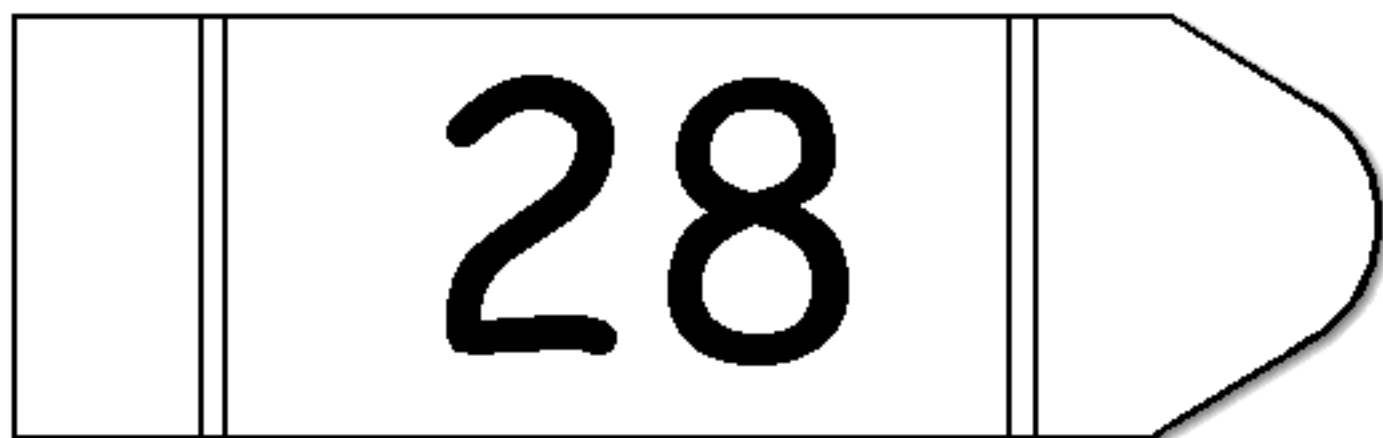
25

A large, simple outline of a crayon pointing to the right. It has a rectangular body with a small notch on the left side and a rounded, pointed tip on the right. The number 26 is written in the center of the body.

26

A large, simple outline of a crayon pointing to the right. It has a rectangular body with a small notch on the left side and a rounded, pointed tip on the right. The number 27 is written in the center of the body.

27



Crayon Numbers

Instructions: Print on cardstock ... cut out and laminate. You can use these as a table/floor matching game or attach velcor to the back and use on the feltboard. They also make great room decorations and you can even punch a hole in the upper left corner and attach a metal book ring.

