
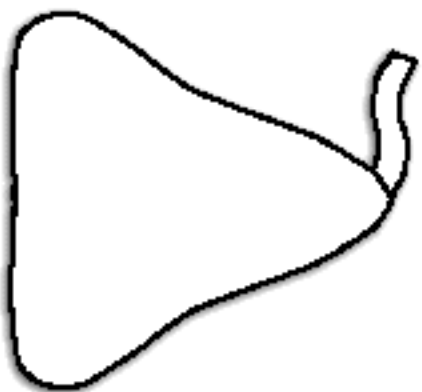



+



=



0

1

2

3

4

5

6

7

8

9

10

11

1 2

1 3

1 4

1 5

1 6

1 7

1 8

1 9

2 0

Instructions: Print on cardstock (make as many copies of the number squares as you need). Laminate Mat. Cut number squares out and laminate. Children pick a number and put it in the first square ... then pick another number and put it in the second square. Children then find the correct number that would complete the equation and put it in the third square.