




1	2	0
---	---	---




0	1	2
---	---	---




0	1	2
---	---	---




4	2	3
---	---	---




5	4	3
---	---	---




5	6	4
---	---	---




7	5	6
---	---	---




6	8	7
---	---	---




8	7	9
---	---	---




8	9	10
---	---	----




11	10	9
----	----	---




10	12	11
----	----	----




12	11	13
----	----	----




11	13	12
----	----	----




13	15	14
----	----	----




15	14	16
----	----	----




17	16	15
----	----	----




16	18	17
----	----	----




18	17	19
----	----	----




20	19	18
----	----	----




19	18	20
----	----	----




22	21	20
----	----	----




22	23	21
----	----	----




24	22	23
----	----	----




24	25	23
----	----	----




26	24	25
----	----	----




25	27	26
----	----	----




27	26	28
----	----	----




27	29	28
----	----	----



29	28	27
----	----	----



0	30	29
---	----	----



Bunny Number Clothespin Cards

Instructions: Print on cardstock paper ... cut out and laminate. Children place a clothes pin on the number that matches the number on the card. I have also included cover-up squares that can be used instead of clothes pins