

A

B

C

D

E

F

G

H

I

J

K

L

M

N

O




P

Q

R

S

T



a

b

c

d

e

f

g

h

i

j

k

l

m

n

o

p

q

r

s

t

u

v

w

x

y

z

Bunny Letter Sorting Cards

Instructions: Print on cardstock paper ... cut out and laminate. Children put the correct letter squares on each card. You can use velcro on the cards and letter squares to help the letter squares stay on the cards. You can also punch a hole in each card and attach them together with a metal book ring to make a ring book. Small magnets work really nice as well for this activity.