



a




about




after



all



an



and



are




as




ask




at



away



be



been




big




but



by



call



can



come



could



did



do



down



each



find



first



for



from




get



go



good



had



has



have



he



her



here




him



his



how



I



if



in




into



is



it



its



just





like



little




long



look



made



make



many



may



more



my



no



not




now



of



on



or



other



out




over




ride



run



said



saw



see



she



so



some



stop



than



that




the



their



them



then



there



these




they




this



time



to



up



use



was




way



we



were



what



when





which




who



will



with



word



would




write



yes




you



your



me



# Butterfly Sight Word Cards

Instructions: Print on cardstock paper ... cut out and laminate. You can use these as flash cards ... make books with them ... put them on bulletin boards or walls etc. You can also make two copies of each card and make a memory match game with them. I have included blank cards for you to write your own words in.