



a



about



after



all



an



and



are



as



ask



at



away



be



been




big



but



by



call



can



come




could



did



do




down



each




find



first



for



from



get




go



good



had



has



have



he



her



here



him



his



how



I



if



in



into



is



it



its




just



like



little



long



look




made




make




many




may




more



my



no



not



now



of



on



or



other



out



over



ride



run



said



saw




see




she



so



some



stop



than



that




the



their




them



then



there



these



they



this



time



to



up




use



was




way



we



were



what



when



which



who



will



with



word




would



write




yes




you



your



me



Butterfly Sight Word Cards

Instructions: Print on cardstock paper ... cut out and laminate. You can use these as flash cards ... make books with them ... put them on bulletin boards or walls etc. You can also make two copies of each card and make a memory match game with them. I have included blank cards for you to write your own words in.