

an

as

at

be

by

do

go

he

if

in

is

it

me

my

no

of

on

or

so

all

and

are

ask

big

but

call

can

did

for

get

had

has

her

him

his

how

its

may

not

now

out

the

use













was

way

who

yes

you



Birdhouse Two and Three Letter Sight Word Matching Mat

Instructions: Print matching mats on cardstock paper and laminate. Print sight word cards on cardstock paper ... cut out and laminate. Store sight word cards in zip-lock bag.

Place a sight word card on the blank square on the birdhouse and find the correct sight word card to match it and put it on the blank square on the board. I have also included blank squares for you to add your own sight words.