

A

B

C

D

E

F

G





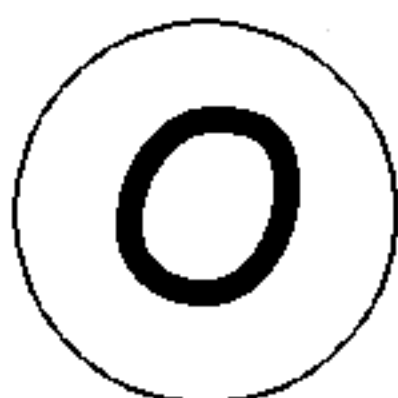

H

I

J

K

L





a

b

c

d

e

f

g

h

i

j

k

l

m

n

o

p

q

r

s



t

u

v

w

x





# Bear Alphabet Match

Instructions: Print on cardstock paper ... cut out and laminate. Children place the matching letter circle in the blank circle below each bear. You can attach velcro to the back of the letter circles and in the blank circle to hold the pieces together.