









# Bumble Bee Number Match Book









childcareland.com






childcareland.com




childcareland.com




childcareland.com




childcareland.com




childcareland.com



childcareland.com



childcareland.com



childcareland.com

childcareland.com

1

2

3

4

5

6

7

8

9

10

11

12

13

14

15

16

17

18

19

20

21

22

23

24

25

26

27

28

29

30

0

Instructions: Print book and assemble. Cut number squares out and glue in the correct blank square next to the bumble bee that the number matches.

You can also print the book on cardstock paper and then cut it out and laminate it. Attach velcro to the back of the loose squares and on the blank squares so the book can be used over and over.