

A

B

C

D

E

F

G

H

I

J

K

L

M

N

O

P

Q

R

S

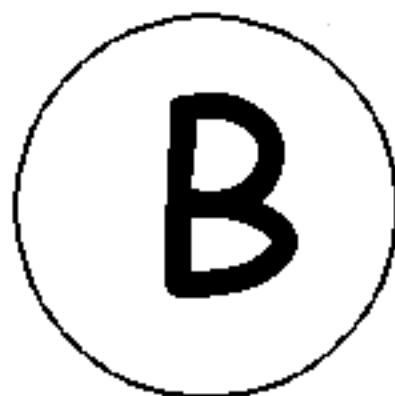
T

U

V

W

X





a



b



c



d



e



f



g



h



i



j



k



l

m

n

o

p

q

r

s





t

u

v

w

x



Bumble Bee Alphabet Matching Strips

Instructions: Print on cardstock paper and cut out. Laminate all pieces. Children put the matching letter circle on top of the bumble bee strips. These can be used on the floor or tables. You can also put the bumble bee strips on a magnetic board or metal cookie sheet and attach self-adhesive magnets to the back of the loose circles.