









# Bumble Bee Alphabet Match Book








childcareland.com








childcareland.com








childcareland.com







childcareland.com





childcareland.com




childcareland.com



childcareland.com




childcareland.com




Instructions: Print book and assemble. Cut letter squares out and glue in the correct blank square next to the bumble bee that the letter matches.


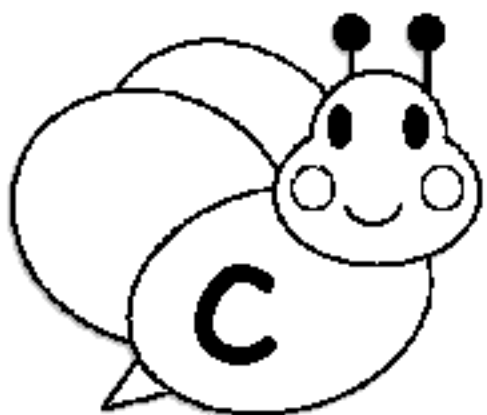


You can also print the book on cardstock paper and then cut it out and laminate it. Attach velcro to the back of the loose squares and on the blank squares so the book can be used over and over.







# Bumble Bee Alphabet Match Book








childcareland.com








childcareland.com








childcareland.com



childcareland.com








childcareland.com





childcareland.com





childcareland.com



childcareland.com

