

A

B

C

D

E

F

G



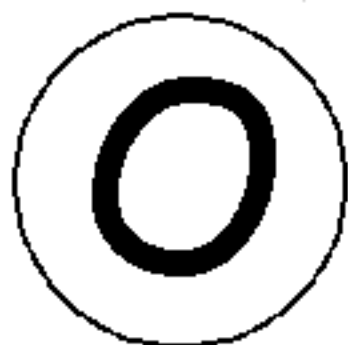
H

I

J

K

L





a

b

c

d

e

f

g

h

i

j

k

l

m

n

o

p

q

r

s

t

u

v

w

x



Birdhouse Alphabet Match Cards

Instructions: Print on cardstock paper ... cut out and laminate. Children put the correct matching circles in the blank circle on each card. You can use velcro or magnets in the blank circle and on the back of the loose circles. You can punch a hole at the top of each card and attach a book ring to make a ring book. Use your imagination and have fun.