






$1+0$




$2+2$




$3+1$



$2+3$



$3+0$




$1+4$




$2+1$




$1+1$




$3+3$




$4+2$




$2+0$





$4+0$




 $2+4$


 $4+1$

 $3+2$

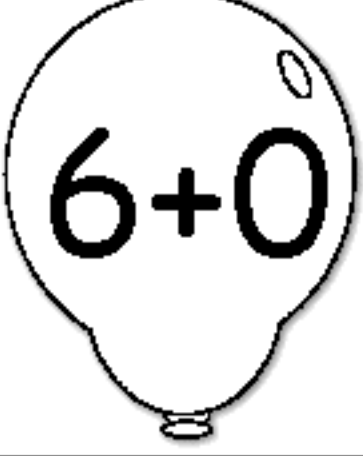
 $3+4$

 $5+0$


 $1+5$


 $2+5$


 $1+6$

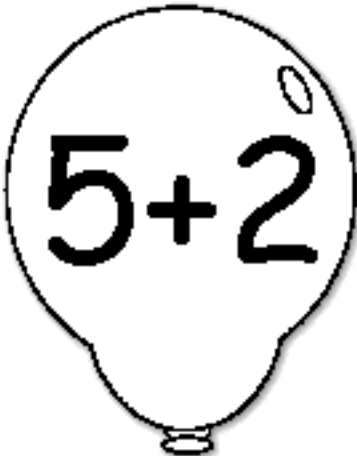
 $6+0$

 $5+1$

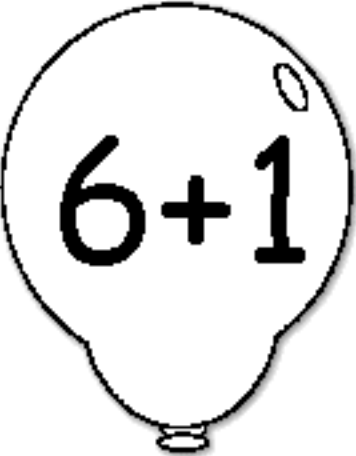
 $3+6$

 $3+5$






$5+2$



$6+1$



$3+5$




$4+6$




$1+6$



$0+0$




$2+6$




$4+4$




$5+5$









$5+4$



$6+2$




$3+4$







$6+0$




$1+5$




$6+3$




$4+5$




$7+0$



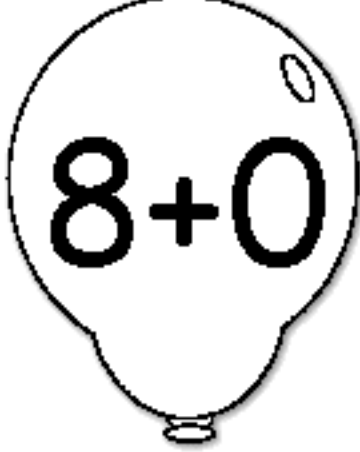
$1+7$




$1+8$



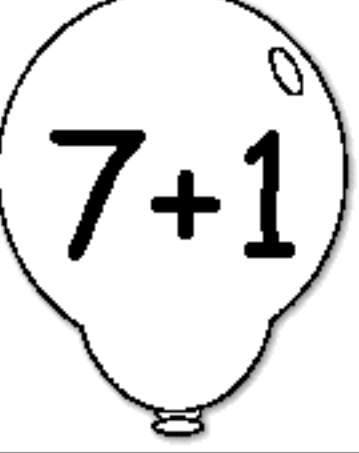
$3+7$




$8+0$








$2+8$




$7+1$

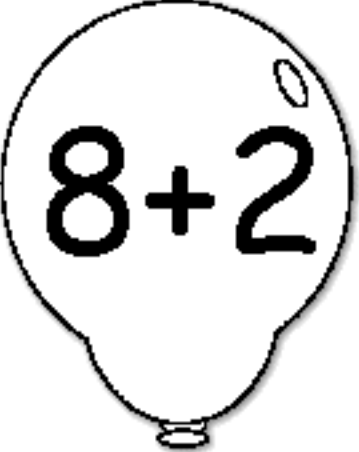


$2+7$







$7+3$



$8+2$




$9+1$




$0+9$




$10+0$



$1+10$




$1+9$




$7+2$




$3+8$



$8+1$



$2+10$



$4+7$



10



10



10



9



10



11



10



9



11



10



12



11

Balloon Addition Mats

Instructions: Print on cardstock. Laminate addition mats and cut out answer balloons and laminate. Children place the correct balloon on the matching addition balloon on the mat. For example a balloon on the mat says $1+0$... the child would put a balloon with the number 1 on the mat.



www.childcareland.com