

6

1

4

3



8


7

0

5

2





19

20

14

16

11


18

12

17

13

15



0

1

2

3

4

5

6

7

8

9

10

11

12

13

14

15

16

17

18

19

20

21

22

23

24

25


26

27

28

29

30





Apple Tree Number Match Mats

Instructions: Print apple tree mats and number apples on cardstock paper. Cut out apples and laminate. Laminate apple mats. Children place the number apples on the matching number on the apple tree mat. I have included three different color apples as well as number circles if you choose not to use the apples. You can attach magnets to the back of the loose number apples and place the mats on magnetic cookie sheets to help prevent the apples from moving around.