

R

Y

P

N

T

U

V

X


Q

O

S

Z

W



g

j

f

d

a


c

k


i

m

b



l



p

y

t

s

v

n

x

r

q

o

z

w

u

A

B

C

D

E

F

G

H

I

J

K

L

M

N

O

P

Q

R

S

T

U

V

W

X


Y

Z





































# Apple Tree Alphabet Match Mats

Instructions: Print apple tree mats and letter apples on cardstock paper. Cut out apples and laminate. Laminate apple mats. Children place the letter apples on the matching letter on the apple tree mat. I have included three different color apples as well as letter circles if you choose not to use the apples. You can attach magnets to the back of the loose letter apples and place the mats on magnetic cookie sheets to help prevent the apples from moving around.