

A

B

C

D

E

F

G





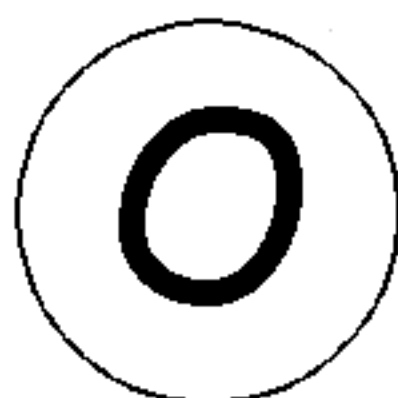
H

I

J

K

L







a



b



c



d



e



f



g



h



i



j



k



l

m

n

o

p

q

r

s



t

u

v

w

x





# Apple Alphabet Match

Instructions: Print on cardstock paper ... cut out and laminate. Children place the matching letter circle in the blank circle on each apple. You can attach velcro to the back of the letter circles and in the blank number circles to hold the pieces together.