



A






B



C







G




H



I



J







K



L









S







T



U







a



b



c



d



e



f



g



h



i



j



k



i



m



n



o



p



q



r









S




T



U





A

B

C

D

E

F

G








H

I

J

K

L





a

b

c

d

e

f

g

h

i

j

k

l

m

n

o

p

q

r

s

t

u

v

w

x



y



z

Letter Matching Cards

Instructions: Print on cardstock paper ... cut out and laminate. Children put the correct letter square in the blank square to match the letter on each letter card. You can do an upper to upper ... upper to lower ... lower to lower letter match.